



Mansfield Palace Theatre (MPT) Technical Specification

Welcome to our theatre's Tech Spec, hopefully all the salient information you need is below and supported by additional documents available on request.

We ask all companies forward any Risk Assessments you have pertaining to your show and proof of your PLI if not already provided for our file.

Below (at the end of the summary) is a map to our loading dock, our stage plan, our rig plan, Fixture Inventory and our Fly bar plot.

DMX patch, Gel Inventory, Gobo inventory available on request.

There are some minor changes since these plans were drawn and they're covered below where appropriate.

Timings

My staff will arrive half an hour before your expected arrival time and make sure the venue is ready to receive you. This is when their 8hrs/day included in the contract starts (for two staff).

I must insist on my staff getting adequate break every 6 hours of work in line with TWD and MDC policy. Otherwise, the timings in your rider is usually fine by us!

Parking and Access

Parking is available at rear of the theatre (map attached) however it is limited. 5 vehicles should fit nicely on the loading dock and if they are parked appropriately. Any other vehicles that do not fit must go to Toothill Long stay (marked on attached map) and is only a short walk.

What3words ref:

Rear Lane entry	///frames.voting.expect
Loading dock	///exile.type.hiding
Toothill long stay	///eaten.data.leaves

Please make sure that if you are bringing a number of vehicles that they will fit. Any vehicle left at the back of the theatre is at your own risk and MPT hold no liability for vehicle damage or theft.

Loading is directly onto the back of stage.

Dressing rooms

Dressing rooms are available directly off stage and the green room (1, 2 and 3) with other dressing rooms below the stage and up a flight of stairs. Each have sockets, clothes rails, mirrors and make up lights. The doors sadly cannot be propped open but we can turn some air flow on if they get a little warm!

Shower facilities (M+F) are also available backstage. There is a full length mirror in the green room on the wall.

Laundry is available on site.

Merchandise

A note on merchandise - Table with tablecloth available in the foyer for sales.

If not already discussed at the contract stage merchandise has a commission attached at our venue. 15% if sold by you, 20% if we are involved in the sales. Please contact Lucy Giles (lgiles@mansfield.gov.uk) our Commercial and Ops Manger to confirm sale.

Comp/guest Tickets

If you would like an allocation of tickets or a guestlist please confirm with Lucy Giles (email above) or our Box office (PalaceTheatreBoxOffice@Mansfield.gov.uk) prior to arrival.

Crew Info

I can provide a number of staff. 2 crew are included for up to 8 hrs. Beyond the 8 they are rechargeable at £21+vat/hr. During the show one Stage Manager is required for clearance etc on stage (this will be SL due to our prompt desk being there) on top of any operators we supply.

Please let me know if you require more staff – these will be charged at the £21/hr+VAT rate.

Stage

We have four 1mx2m risers with 1 and 2 foot legs available if required. Our standard black box should be fine for most needs. (no valance for the decks).

We preferably show the Iron in the interval for all shows. If you want a cross over upstage you'll need to come down stage of Bar 23 as the USR wall stops cross overs further upstage than that. It would shrink your playing area to roughly 5-6m depth from the Pros. (Please see attached plans).

See attached Fly Plot for spare bars.

Our house tabs are available to you with no issues. Our stage manager will operate for you if wanted.

If you bring a backdrop it is not an issue. It will likely be hung on bar 23 (see attached Fly Plot for reference).

We can only have treads into the auditorium on SL (HR) due to a fire exit on SR (HL). We can take these out/leave in on request. We do like to remove them to stop audience gaining access to the stage.

Power

We have a selection of 13A sockets on either side of the Pros, split into sound and LX power.

We have a dedicated sound 63A socket stepped down to 32A at the USR corner of the stage (no extension) and a 125/3A stepped down to 63/3A supply on our rear wall in the centre.

No distro or extension in stock if you wanted to make use of this.

We have some 15A independent Hard Power around the stage.

FoH Control + Sound

Centre rear stalls is our control, we can take out our desk if required. You will need 4 Outputs to patch into our PA if wanting to use your own desk (L, R, Subs and delay fills). Sadly, it is under a steep Balcony causing a bass trap at mix position.

CAT5 Tie line are present for your use.

Our PA is at your disposal inc delays and 6 monitors.

D&B Y series (7+10), e3 fills and b6 subs. We have 6 monitors and our desk is an A&H SQ7 with digital stage boxes.

We do not hold any sort of IEM in stock.

Comms at all major stations and we have 4 wireless comms packs too.

LX

We try to leave our Ion in place, Please find attached our LX plans with our full patch available on request.

Our lx rig on the plan is missing its par bar due to lamp and fixture shortages. Use of our fly bars is allowed and there will be appropriate staff to use it. Please be aware we only have 15A independent sockets x2 on the fly floor and limited 13A and 15A on stage. If you had a floor package I would recommend utilizing the 63/3A at the rear of stage (we have no distro for this).

We have enough specials to cater for most needs.

Gel and gobos available on request please see our inventory for details (available on request). We also have an extensive pre-cut stock for our fixtures in the more common colours.

The Hazer is always out on stage so is usually available for use if needed.

Let us know if you need to change our rig at all as we will need to make sure staff have enough time to do this.

Also worth noting our two available DMX universes on our Ion are quite full. A total number of Addresses needed would be helpful if using our desk and adding fixtures to them!

Video/Projection

We have a 12k Panasonic projector with a wide and a zoom lens. We can hang on the Balcony if you need the projector down stage of Bar 23-25 (please see attached flybar plot and plan). However, this requires 4 people and additional time which will be charged for. For most shows, we hang the projector on Bar 3 and project to the bar 24 area. This is not far enough to fill the entire 8m width of the stage. If this is an issue, we can take the projector screen further upstage but will then look off centre due to the SR wall (see attached plan).

We can also project onto our White Gauze/Cyc.

Safety

We adhere closely to CDM regs whilst in get in/out/whilst flying. Steel toe caps (or composite) are always necessary, with Hi-vis and Lids for flying ops. This is why we require and Risk Assessments ahead of time to support the PLI proof.

Other

We have a strict **no** smoking/vaping and alcohol policy within the venue. The bar and upstairs lounge are the only places alcohol may be consumed by company.

Hope this answers questions, if you do have any please contact us.

Contacts

Buildings and Technical Manager:

Nathan Davey

Email: ndavey@mansfield.gov.uk

Tel: 01623 463480

Work Mob: ***NEW NUMBER*** 07521 760947

Senior Technician

Kirk Jackson

Email: Kkjackson@mansfield.gov.uk

Tel: 01623 463480

Commercial and Operations Manager

Lucy Giles

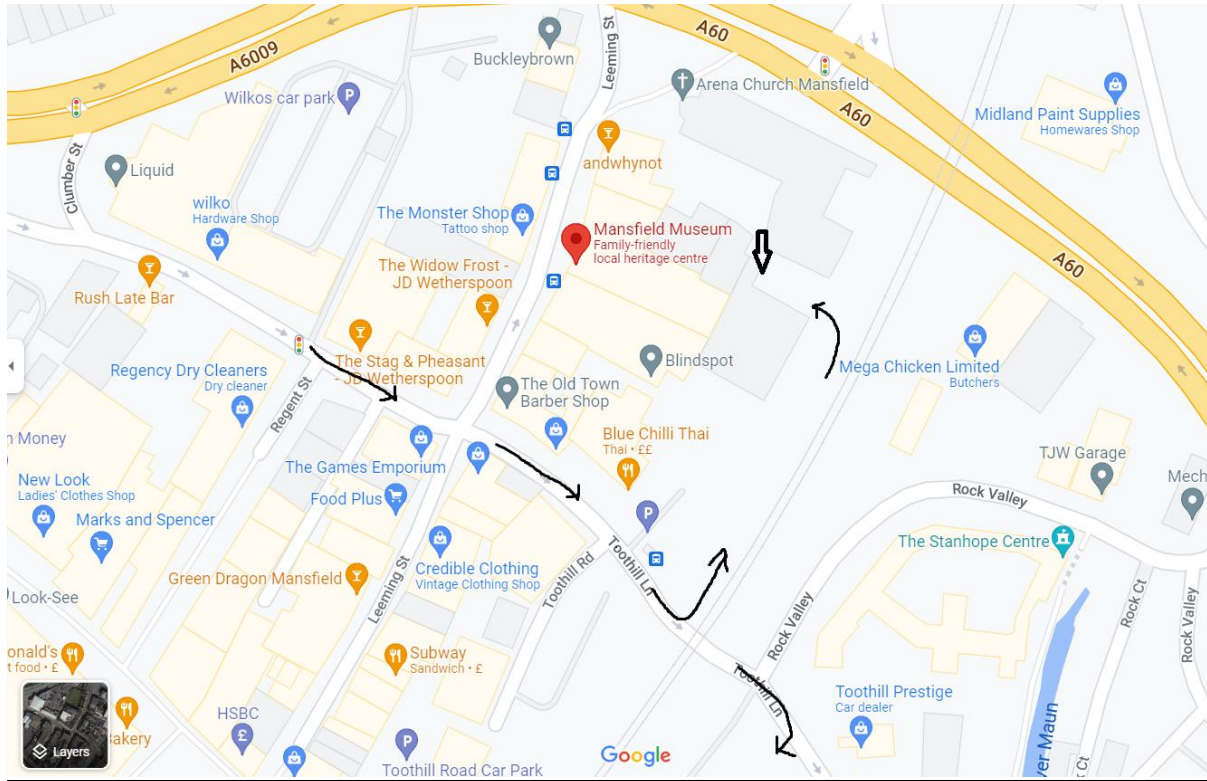
Email: ligiles@mansfield.gov.uk

Cultural Services Manager

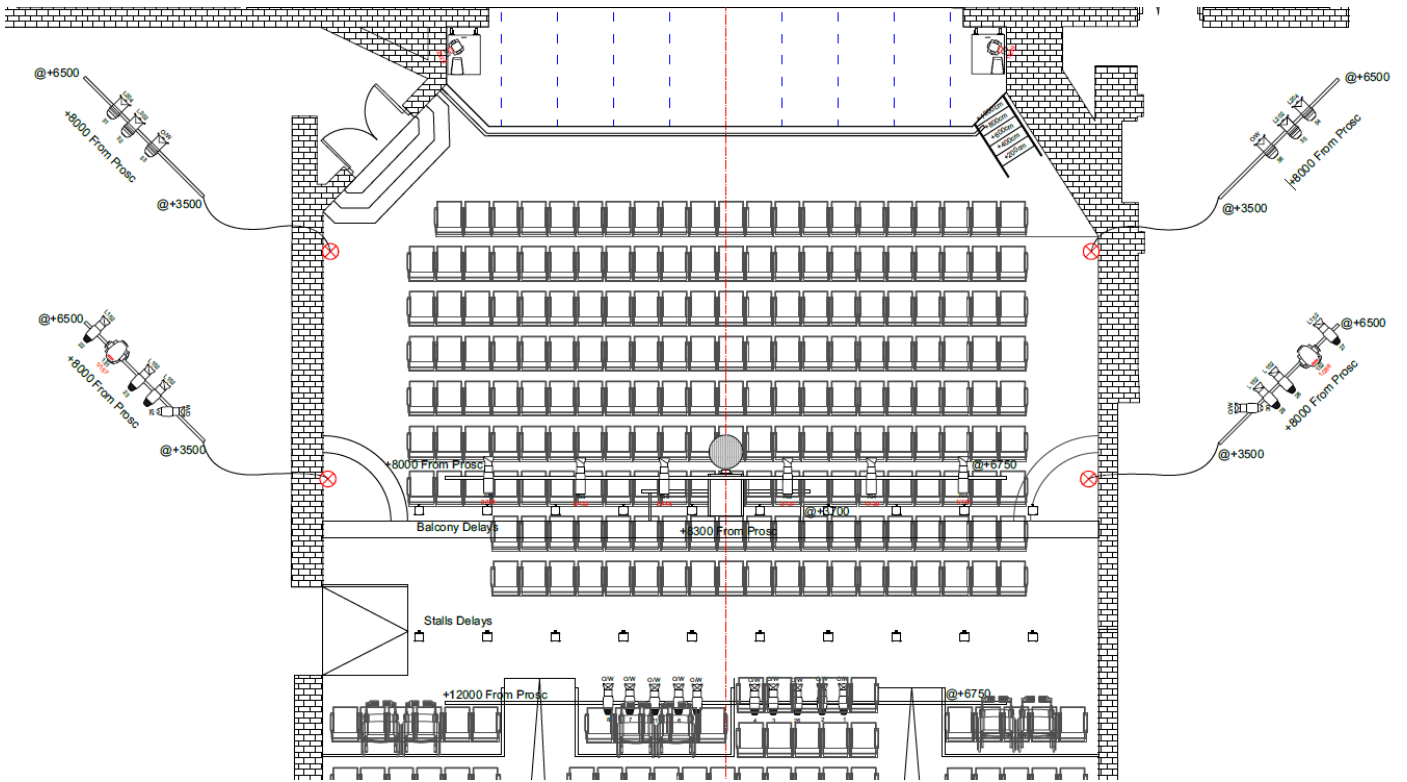
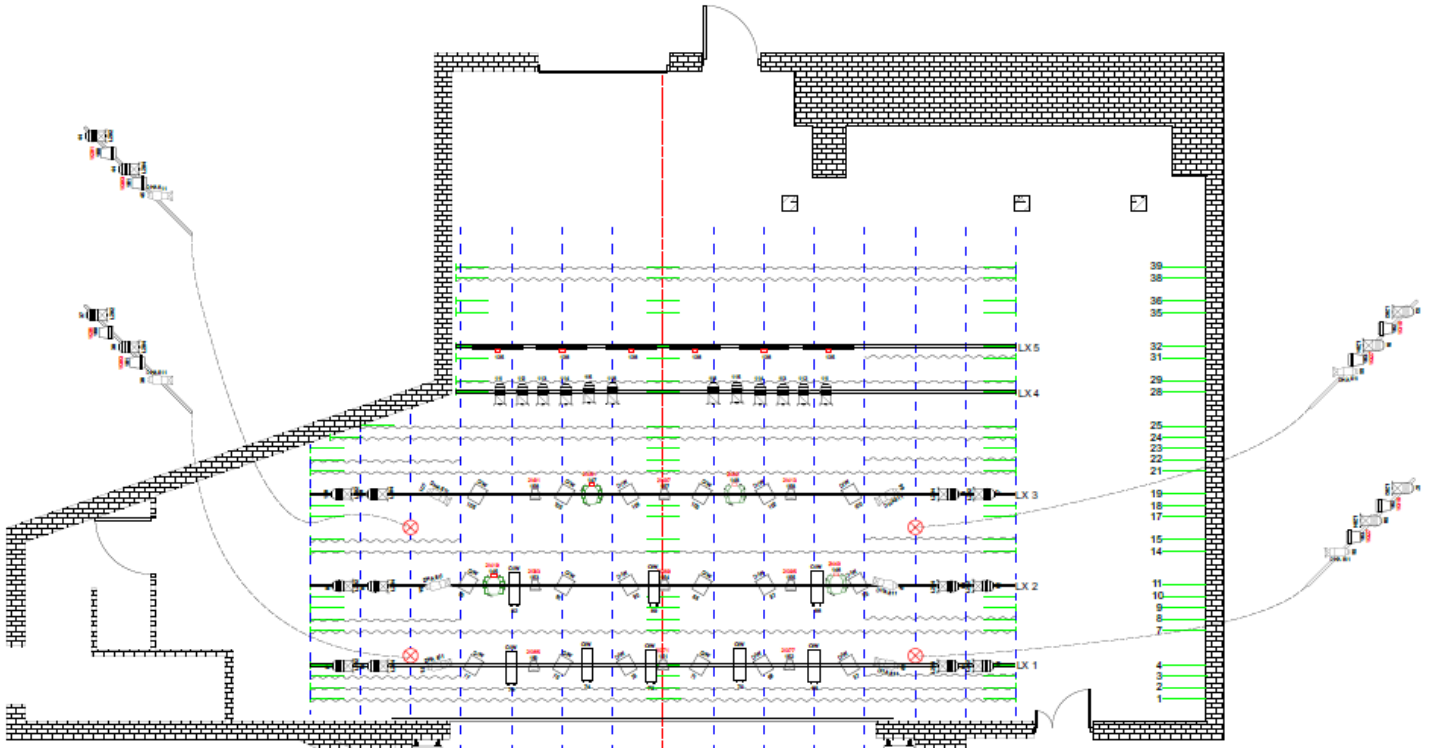
Sian Booth

Email: sbooth@mansfield.gov.uk

Map Showing route to Loading Dock and Toothill Lane Long Stay Car Park




















LX Plan



HOUSELIGHTS

Channel	DMX Addr	Location
511	1/511	WALL LIGHTS
512	1/512	CEILING SPOTS

Legend

	Strand Cantata 18/32
	ETC Source 4 26deg
	ETC Source 4 19deg
	ETC Source 4 50 deg
	ETC Colorsource Spot 26deg
	ETC Colorsource Par
	LED Par56
	Strand Harmony Fresnel
	Par 64 CP61 NSP
	Par 64 CP60 VNSP
	Chauvet Colorado 72
	Chauvet Rogue R2 Spot
	Chauvet Rogue R3 Spot
	Mirrorball
	D&B B6 Sub
	D&B Y7/Y10
	JBL Control 1

MPT FIXTURE
INVENTORY

as of
Aug
'23

IN RIG

Manufacturer	Model	Deg lens (if applicable)	Number	Type	Light source	Notes
Strand	Cantata Profile		8	Profile	T11/T19	T11 being faded out
Strand	Harmony F		8	Fresnel	T11/T19	T11 being faded out
Strand	Cantata F		18	Fresnel	T11/T19	T11 being faded out
ETC	S4 Profile		30	Profile	HPL750	
		19deg	10			
		26deg	6			
		50deg	13			
Various Pars	Par64		28	PAR64	CP62	CP60 and CP61 available but few in number
	Snub nose Par64		9	PAR64	CP62	CP60 and CP61 available but few in number
GLP			2	LED Mover	LED (RGB)	
ETC	Coloursource		6	Profile	Coloursource DB engine	FOH advance bar due to access
		19deg	6			
ETC	Coloursource PAR DB		9	LED PAR	Coloursource DB engine	
Chauvet	Colorado zoom Par		4	LED PAR	RGB	
Chauvet	R1		2	LED Mover	LED	On pros
Chauvet	R2		4	LED Mover	LED	LX 2 and 3
Chauvet	R3		2	LED Mover	LED	FoH perches
Martin	Mac 250		4		Standard Lamp	
Martin	Mac 550		2		Standard Lamp	
Chauvet	colorbandpixusb		4	LED Baton	RGB	

Chauvet	coloradobatten72tour		6	LED Baton	RGB	
Robert Juliat	Topaze		2	Follow spots	MSR1200	

IN RESERVE/Storage

Manufacturer	Model	Deg lens (if applicable)	Number	Type	Light source	Notes
Strand	Alto F 2k		7			Lamps are in bad shape
Strand	Coda 1000		10	Flood		Reserve
Strand	Patt 123		5	Fresnel	T28?	No lamps available
	UV Cannon		2	UV light		No lamps available
	stobes		2	Strobe		No lamps available
Parcan	Par64		1	PAR64		Ceramic damaged
ETC	S4 Profile		2	Profiles with bodies		Wiring Issues
ETC	S4 Profile		5	Lamp housings		Rear ends only

MPT FLYBAR PLOT
 Maximum Rated Load 500Kg

BAR NUMBER	DESCRIPTION Looks, cut, border etc	TYPE OF LOAD Cloth, Set, Flat, Dynamic/static etc	OVERALL ESTIMATED WEIGHT
			(In Kg - up to 400 available due to constraint of system)
1	Red House Tabs w/gold trim- can be horizontal or vertical. (horizontal needs flyperson)	Cloth on track	
2	Border 1	Cloth Border	
3			
4	LX 1	Lighting Bar	
5	Not Installed	Not Installed	Not Installed
6	Not Installed	Not Installed	Not Installed
7	Border 2	Cloth Border	
8	Legs 1 (3m)	Cloth legs	
9			
10			
11	LX 2	Lighting Bar	
12	Not Installed	Not Installed	Not Installed
13	Not Installed	Not Installed	Not Installed
14	Border 3	Cloth border	
15	Legs 2 (3m)	Cloth Legs	
16	Not Installed	Not Installed	Not Installed
17			
18			
19	LX 3	Lighting Bar	
20	Not Installed	Not Installed	Not Installed

21	Border 4	Cloth Border	
22	Legs 3 (3m)	Cloth Legs	
23			
24	Projector screen	Projector screen (last full length bar)	
25	Starcloth/full Blacks	Cloths	
26	Not Installed	Not Installed	Not Installed
27	Not Installed	Not Installed	Not Installed
28	Optional Par bar	NOT IN SERVICE CURRENTLY	
29	border 5	Cloth Border	
30	Not Installed	Not Installed	Not Installed
31	Legs 4 (SL 2mx2)	Cloth leg SL	
32	LX 5 (LED Cyc Batons)	LX bar	
33	Not Installed	Not Installed	Not Installed
34	Not Installed	Not Installed	Not Installed
35			
36	Single 2m Leg SL	Cloth legs	
37	Not Installed	Not Installed	Not Installed
38	White Cyc	Cloth	
39	Full Blacks or Stars	Cloths	

PLU (see
S: plan)
4

Perc
hes Rarely change
(please see plan)

Advance Bar Not available for changes unless agreed in advnce due to
staffing, access and power issues.

Balcony Bar Source 4 wash and
specials (full)

Balcony front 75 KG limit

