



Mansfieldmuseum

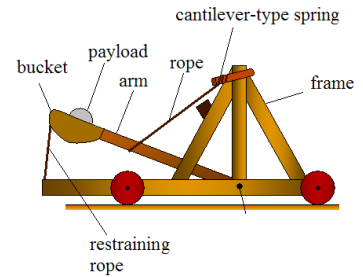
ROMAN CATAPULT




Mansfield District Council

A catapult is a type of machine used as a weapon to throw rocks or other things, that would cause damage to something else. Often, catapults were set on higher ground or on castle towers to let them shoot further. They shot rocks to break castle walls, or pitch or hot tar to set the target on fire.

Follow these instructions to make your own catapult, but be careful where you aim it!



You will need: 6 Lolly sticks, 1 Small wooden or plastic spoon, 6 Loom bands or elastic bands.




Start by stacking 5 lolly sticks together and wrapping a loom band round each end a few times, so that it is secure.



Then stack 1 lolly stick and the wooden/plastic spoon together and wrap a loom/elastic band around the very end. We prefer a wooden spoon to a plastic one as it gives without cracking making for a better "fling".



Next separate the spoon and the lolly stick. Place the stack of 5 craft sticks between the lolly stick and spoon.



Finally, wrap a rubber band around the centre of all of the craft sticks to hold the catapult together.

Push down on the spoon and release to launch a small object from catapult. (We'd suggest using something like a small marshmallow/raisin.)



Challenge: Make a target board or build a brick castle to aim at when firing your catapult.